



### District Report Card: 2017


<b>State:</b> Bihar	<b>District:</b> Madhubani
<b>Class:</b> 3	<b>Subject:</b> Language
<b>Schools:</b> 61	<b>Students:</b> 1401


### Participation/Coverage


#### Students

<b>GENDER</b> 	Boys		Girls	
	Number	%	Number	%
	665	47.47	736	52.53

<b>AREA</b> 	Rural		Urban	
	Number	%	Number	%
	1377	98.29	24	1.71

<b>CATEGORY</b> 	SC		ST		OBC		GEN	
	Number	%	Number	%	Number	%	Number	%
	240	17.13	2	0.14	989	70.59	170	12.13

<b>CWSN</b> 	LD	VI	HI	S&LD	ID	Oth
	1	6	0	3	0	14

<b>Management</b> 	Government		Government-aided	
	Number	%	Number	%
	1377	98.29	24	1.71

### Average Performance of Students in Language (%)

Overall	Gender		Area		Management		Social Group			
	Male	Female	Rural	Urban	Govt.	Aided	SC	ST	OBC	GEN
63.90	62.94	64.77	63.34	96.11	63.34	96.11	59.36	56.67	64.70	65.76

## Performance on Learning Outcomes (LOs)

Learning Outcomes	Description	Average Performance(%)
L304	Reads small texts with comprehension i.e., identifies main ideas, details, sequence and draws conclusions	63.93
L312	Reads printed scripts on the classroom walls: poems, posters, charts etc.	63.85

Range of Performance of Students who Answered Correctly							
Below 30%		30% - 50%		50% - 75%		Above 75%	
Number	%	Number	%	Number	%	Number	%
148	10.56	234	16.70	497	35.47	522	37.26

## Lowest Performing Learning Outcomes (LOs)

1 - Reads printed scripts on the classroom walls: poems, posters, charts etc. (63.85)

2 - Reads small texts with comprehension i.e., identifies main ideas, details, sequence and draws conclusions (63.93)